

# LavaLux LED LL-140 Specification Outdoor Area LED Fixture



(Shown on optional 15' pole)

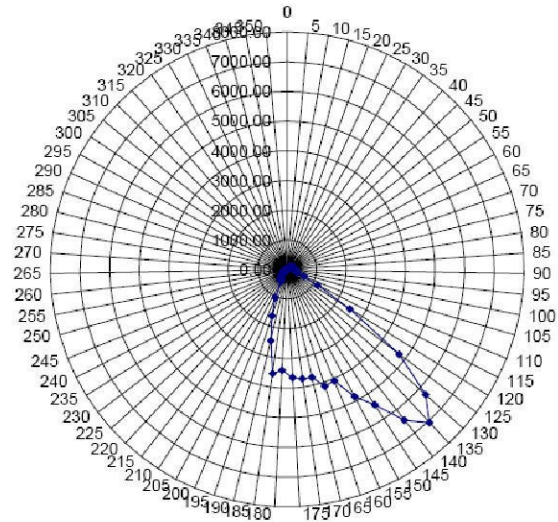
The LavaLux LED LL-140 is an environmentally conservative LED outdoor down light. This fixture provides illumination similar to a 175 watt metal halide fixture; and with its high-efficiency LUXEON® Rebel LEDs and power supply consumes 40% less power. The optical section is sealed to minimize degradations due to dirt and insect contamination. The fixture is designed for a mounting height of 15 feet. It is wall or pole mountable. It can be used for small parking lots and building-mounted security lighting.

## Specification:

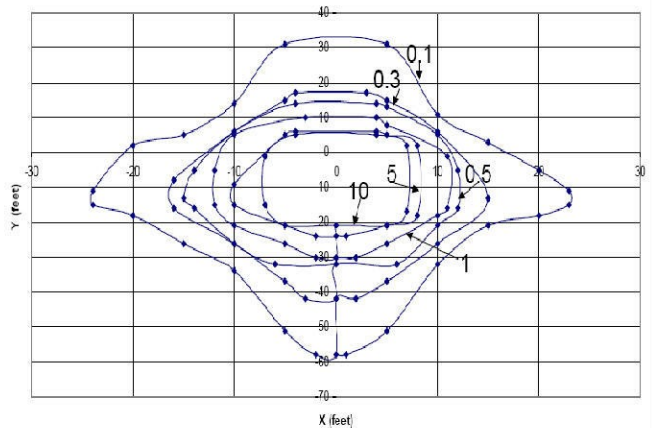
Total Light Output:	<b>6400 lumens</b>
Cool White (standard)	<b>6500° K (typical)</b>
Input Voltage:	<b>120/240 VAC</b>
Input Frequency:	<b>50 or 60 Hertz</b>
Power Supply Safety:	<b>cUL/UL 1310/1585 Class 2 Wet Locations Power factor correction</b>
Power Input:	<b>140 watts</b>
Fixture Efficiency:	<b>44 lumens / watt</b>
Estimated Life:	<b>70% output at 50,000 hrs.</b>
Photocell Control	

## Options:

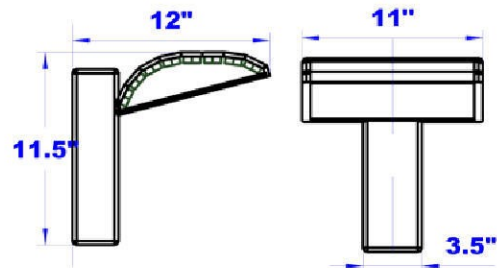
- Additional Colors: Neutral White, Warm White, Green, Cyan, Blue, Royal Blue, Red, Red-Orange, and Amber
- 277 VAC 47 – 63 Hertz
- Custom computer interface
- 15 Foot Pole



Candlepower Distribution Curve (Cool White Side View)



Isofootcandle plot with fixture at 15' (4.6 m) height



Mechanical Dimensions



Made in the USA